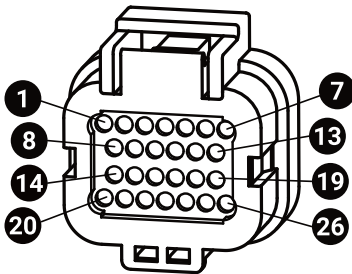


## CONNECTOR A



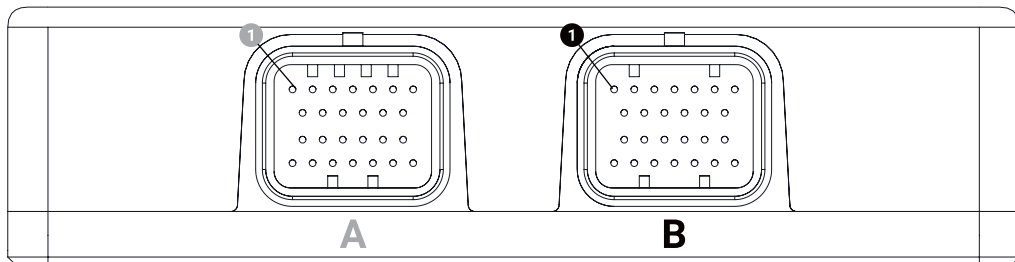
SUPERSEAL 1.0 1473416-2 26 POS

### Legend:

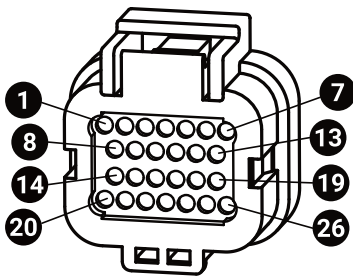
- Power pins
- Ground pins
- Communication pins
- Input pins
- Analog output pins
- High side output pins
- Low side output pins

A1	Injector C, D high side
A2	Injector A, B high side
A3	Injector D low side
A4	Injector C low side
A5	Injector B low side
A6	Injector A low side
A7	Pump 1 low side
A8	Pump 1 control
A9	Injector D control
A10	Injector C control
A11	Injector B control
A12	Injector A control
A13	Pump 1 high side

A14	Power GND
A15	Analog output 4
A16	Analog output 3
A17	Analog output 2
A18	Analog output 1
A19	+12V supply
A20	Power GND
A21	+5V source
A22	Analog GND
A23	Digital GND
A24	SENT 1
A25	SENT 2
A26	+12V supply



## CONNECTOR B



SUPERSEAL 1.0 3-1437290-8 26 POS

### Legend:

- Power pins
- Ground pins
- Communication pins
- Input pins
- Analog output pins
- High side output pins
- Low side output pins

B1	Pump 2 low side
B2	Injector E low side
B3	Injector F low side
B4	Injector G low side
B5	Injector H low side
B6	Injector E, F high side
B7	Injector G, H high side
B8	Pump 2 high side
B9	Injector E control
B10	Injector F control
B11	Injector G control
B12	Injector H control
B13	Pump 2 control

B14	+12V supply
B15	Analog output 5
B16	Analog output 6
B17	Analog output 7
B18	Analog output 8
B19	Power GND
B20	+12V supply
B21	SENT 3
B22	SENT 4
B23	CAN low
B24	CAN high
B25	+5V source
B26	Power GND